

IMPORTANT SAFETY INSTRUCTIONS

WARNING!

This dehumidifier is intended for use in domestic households and similar working and residential environments and is not intended for outdoor use. It must be used only as a domestic appliance. EcoAir cannot be held liable for damage resulting from incorrect or improper use or operation.

- Do not alter or modify the appliance's characteristics in any way. Should repairs be necessary, contact EcoAir's Authorised Service Centre. Self-servicing or unauthorised servicing can be dangerous.
- The appliance must be installed in accordance with the relevant national legislation.
- The appliance is not intended for use by persons (including children) with reduced physical, sensory or mental capabilities, or lack of experience and knowledge, unless they have been given supervision or instruction concerning the use of the appliance by a person responsible for their safety.
- Children and pets should be supervised to ensure they do not play with the appliance.
- Do not use the appliance if the power cable, cord is damaged. It must be replaced by an EcoAir's Authorised Service Centre.
- The appliance must always be placed in an upright position on an even level surface to avoid any damage, during use or transportation and when put into storage.
- The appliance must be plugged into a grounded 3-prong outlet and ensure that the voltage matches the rated specifications. If in doubt, check with a qualified technician.
- Do not use with extension cables or multi sockets. Do not pull or place strain on the power cord when moving appliance.
- Always unplug the appliance before cleaning or maintenance or when not in use.
- The appliance must not be placed or used where the atmosphere may contain combustible gasses, oil or sulphur or solvent, or near heat sources (such as heaters or in server rooms) or excessive dust.
- Do not place or rest any objects on the appliance and do not cover while in use. Always observe the minimum room size for storing and operating the appliance.
- Allow a minimum of 40 cm clearance around the appliance. Do not place any objects in close proximity to the appliance.
- Filter must be cleaned every 2 weeks to avoid dust building up internally causing overheating and malfunction.
- To protect against electric shocks, do not immerse or spray the appliance or any of its parts in water.
- Ensure the air inlet and outlet are not blocked or covered when in use.
- Do not insert fingers or any objects into the air inlet or outlet openings.
- Do not operate or store the appliance under direct sunlight.
- Always switch of the power before unplugging from the socket.
- Do not leave the appliance running or plugged in over a long period of time unattended. Leaving unattended electrical appliances running is unsafe.
- Always make sure your hands are dry when operating the appliance.
- Only operate the appliance within the specified operating temperature range.
- Do not run power cord under carpeting, or cover with rugs or runners. Arrange the cord away from areas where it may become a trip hazard.
- The appliance is manufactured for dehumidification in domestic environments and must not be used for other purposes.
- This appliance must not be used outdoor or wet areas such as bathrooms.
- Do not use the Laundry Mode function over a long period of time or unattended. When drying laundry, do not place laundry on the appliance. Always ensure the laundry is placed a safe distance from the dehumidifier at least 40cm.
- Keep the unit upright for 4 hours before switch on first time.
- The model works within ambient temperatures of 15°C to 35°C.

REFRIGERANT R290



R290

This appliance contains R290 Refrigerant Gas

Our dehumidifier contain the non-polluting refrigerant R290 with no harm to our ozone, it helps reduce global warming potential. This refrigerant complies with the European Environmental Directives.

There are some important safety precautions that you need to follow :-

- 1. Do not use these appliances in rooms smaller than shown in table below for each of the models to prevent fire, explosions.

Model	Minimum Floor Area (m²)	Contains R290 (Grams)
Summit S	4m²	60g

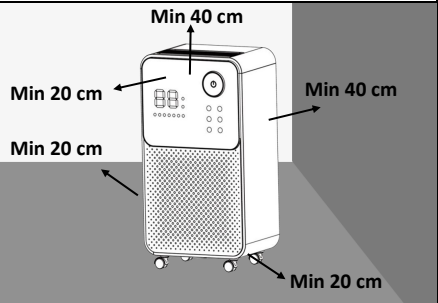
- 2. Do not use these appliances in a room with continuous sources of ignition such as open flames, gas appliances, electric heaters, cigarette smoking and other sources of ignitions.
- 3. Always store these appliances in a well-ventilated area with a minimum size shown in the above table.
- 4. Keep any required ventilation openings clear of obstructions.
- 5. Never attempt to service or repair the appliances yourself, always ensure it is only serviced by a EcoAir approved engineer using original EcoAir parts.
- 6. If these appliances are installed, operated or stored in a non-ventilated area, then the room must be designed to prevent the accumulation of refrigerant leaks. Accumulation of refrigerant leaks in a non-ventilated area can be ignited by other causes such sparks or smoking or open flames from other appliance or causes such as electric heaters, stoves or other sources of ignition in the area.

IMPORTANT SAFEGUARDS

WHERE TO POSITION YOUR DEHUMIDIFIER?

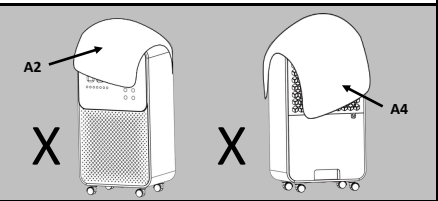
Ensure the unit is a safe distance away from a wall or furniture and away from direct sunlight.

TIP: Position the dehumidifier in the dampest room or somewhere central like a landing or a hallway. As long as the internal doors are open the excess moisture from all of the rooms in the house will migrate naturally towards the dehumidifier and be processed.



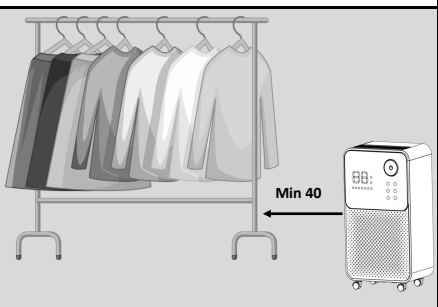
DO NOT PLACE OBJECTS ON OR OVER THE APPLIANCE

Ensure the air inlet (A4) and air outlet (A2) are not obstructed. Obstruction will cause overheating and malfunction.



DRYING YOUR LAUNDRY


Never place wet laundry over the appliance. Dry the laundry on a rack with a minimum distance of 40 cm.



ROOM SIZE




- Never use in small confined area. (Broom cupboard, boiler room, unventilated rooms, in close proximity to a heat source such as heater, tumble dryer, cooker). Minimum room size 4m².



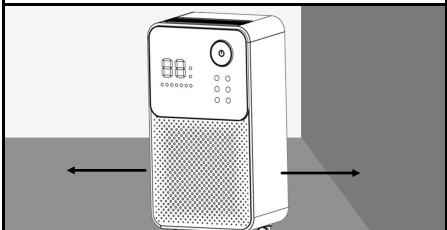
DO NOT SPLASH

- Do not wash the appliance or immerse in water
- Do not allow water to drip on to the appliance



PLACE ON EVEN LEVEL FLOOR

- Always operate appliance on an even level floor to avoid leakage
- If appliance is on carpet, ensure the appliance is stable and level



IMPORTANT

- Do not move the appliance or remove the water tank when the dehumidifier is running. It may cause damage, electric shock, water leak or spills.
- After turning the dehumidifier off, the fan will continue to run for 2 minutes. This is to help to cool and protect the internal components. During these 2 minutes, do not remote the power plug from the power socket, wait for the fan to stop.
- Dusty, building sites or an industrial environment where particles can clog up the filter or internal components.