


UserGuide

Blueair 200 Series



FEATURING
HEPASILENT™
TECHNOLOGY



 **Blueair**



Blueair 200 Series



THANK YOU FOR CHOOSING BLUEAIR

Ready to start breathing cleaner air? First, read this User Guide to ensure that you use the Blueair 200 series safely and effectively. Then plug it in, turn it on and... breathe. Don't hear anything? Check the blue "power on" light. Blueair is so quiet, you may not realize it's on. But, as the patented Blueair system removes dust, pollen, smoke, gases and odors from your indoor environment, we think you'll notice the difference.

GENERAL SAFETY INSTRUCTIONS

The Blueair 200 series is an electrical appliance. Before using it for the first time, please read these safety instructions and take precautions to reduce the risk of fire, electric shock and injury. (Keep in mind the Limited Warranty applies only if the unit is used according to instructions.)

To reduce the risk of electric shock, the Blueair 200 series has a grounding type plug (with a third pin) that will only fit a grounding type outlet. If the plug does not fit your outlet, contact a licensed electrician to install a grounded outlet. Do not alter the plug in any way. If the supply cord is damaged, it must be replaced by the manufacturer, its service agent or similar qualified persons in order to avoid a hazard.



Blueair 200 Series

Do not allow foreign objects to enter the exhaust opening or particle filter. This may cause electric shock or damage to the unit.

Never try to repair or adjust any of the electrical or mechanical functions of your Blueair 200 series yourself. Contact your local dealer or Blueair for service center information.

Use only authorized Blueair filters.

USING YOUR BLUEAIR

Place the unit in a location that allows air to circulate freely in, out and around the unit.

Do not place the unit:

- * Directly on or against soft furnishings (such as beds or curtains).
- * Near electronically sensitive devices such as a computer.
- * Near sources of heat (such as radiators, fireplaces or ovens).
- * Near combustible gas tanks.


Do not let the Blueair come in contact with water. It's not designed for use outdoors or in wet areas (such as bathrooms).

SETTINGS

When turning on the Blueair 200 series after the unit has been off, turn the speed control to level 3 for a few minutes of fast initial cleaning. Then adjust to the desired speed:

1. HEPASilent (for nighttime use)
2. Moderate fan speed (for daytime use)
3. Maximum fan speed (for fast initial cleaning or very polluted air)

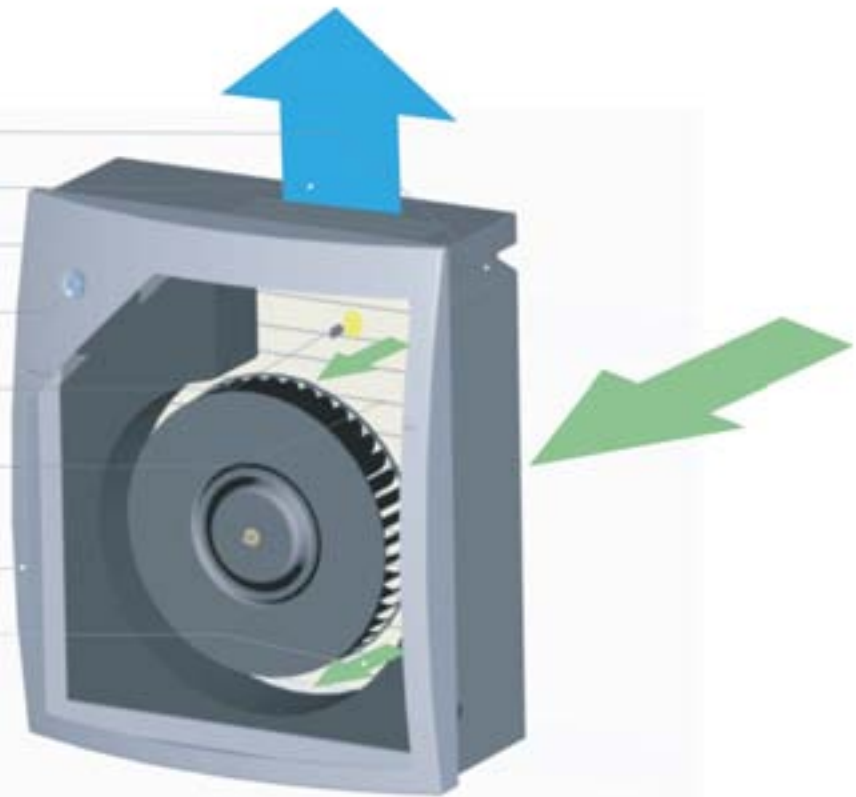
For best results, run your Blueair 200 series 24 hours a day, 7 days a week. Continuous operation means you get a continuous supply of clean, filtered air circulating throughout the room.



Blueair 200 Series

HOW IT WORKS

- Built-in carry handles
- Airflow output
- 3-speed control knob
- Blue "power on" light
- Internal ion brush
- Easy-to-change filter
-no tools required
- Galvanized steel housing
- Airflow intake





Blueair 200 Series

KEEP YOUR BLUEAIR LOOKING GOOD AND WORKING WELL

The Blueair 200 series features Swedish design and quality. Keep your unit in top condition with these cleaning tips:

- * Wipe the exterior with a soft, clean, damp cloth.
- * Never clean with gasoline, chemical solvents or corrosive materials - they may damage the surface.

HELP KEEP THE PLANET HEALTHY, TOO

At Blueair, we're in the business of clean air. Our air purifiers are designed for maximum improvement of indoor air, with minimum impact on the natural world.


The particle filter is made of polypropylene, which breaks down into water and carbon dioxide when burned.

Unlike other common filters, our filter contains no triclosan or other chemical additives, just 100% polypropylene.

All major parts are made from high-quality galvanized steel. All external parts have been powder-coated for endurance and environmental protection.

The Blueair 200 series is energy efficient. On the highest speed, it uses only 50 watts.

Blueair air purifiers are built for years of use. They are also designed to be disassembled and the components sorted and recycled.



Blueair 200 Series

Changing the Filters

FILTERS

Patented HEPASilent™ technology makes the Blueair 200 series incredibly quiet. Units come with one particle filter.

Particle Filter - a filter that removes dust, pollen, bacteria, pet dander, mold spores and other airborne particles. The particle filter is made of polypropylene, which mechanically filters out airborne particles. To maximize filter effectiveness, particles are negatively charged before reaching the filter.

Smokestop Filter - an optional filter that contains highly activated carbon. This filter is recommended for use in rooms where heavy gaseous pollutants such as cigarette smoke or VOCs (Volatile Organic Compounds) are present. On first use, you may notice a slight odor coming from the active carbon; this will dissipate quickly.

For optimal performance Blueair recommends that you replace the Particle filter every six months. We offer a convenient Filter Subscription Program (not available in all countries). For information or to place an order, contact your local dealer or Blueair.

IMPORTANT! Use only Blueair filters to ensure proper function and to qualify your unit for full warranty coverage.

Unplug the unit before changing the filters.


STEP 1:

The filter is located on the back side of the unit.



STEP 2:

Open the back door.



STEP 3:

Remove the old filter and replace with a new one. Close the back door.



Vacuum the filter:

If the filter is very dusty, you can vacuum the filter with a soft brush attachment.



CONTACT BLUEAIR

Have questions about your Blueair Air Purifier or replacement filters? Contact your local dealer or Blueair at the addresses below:

Blueair Inc.
17N State suite 1830
Chicago, IL60602,USA
Phone: +312-727-1152
Fax: +312-727-1153
Phone:888.blueair
www.blueair.com
sales@blueair.com

Blueair AB
Danderydsgatan 11
114 26 Stockholm, Sweden
Phone: +46 8 679 45 00
Fax: +46 8 679 45 45
www.blueair.se
info@blueair.se

Blueair 200 Series

Size of Product (INCH):

21H X 17W X 9.5D

Size of Product (MM):

533H X 432W X 241D

Weight:

25 lbs. 11 kg

Room Size (according to AHAM):

198 square feet 19 square meters

CADR (Clean Air Delivery Rate AHAM):

Smoke 128 Dust 134 Pollen 140

Air Exchange:

5 air changes per hour (212 square foot room)

Airflow Rate:

Speed 3:	82 CFM	140 m ³ /h
Speed 2:	117 CFM	200 m ³ /h
Speed 1:	141 CFM	240 m ³ /h

Power Consumption:

50 watts

Noise Level (Sound pressure level):

Speed 1: 30 dB(A)
Speed 2: 37 dB(A)
Speed 3: 43 dB(A)

Blueair reserves the right to change or modify any specifications without notice.

CLEAN AIR
IS A HUMAN RIGHT

